



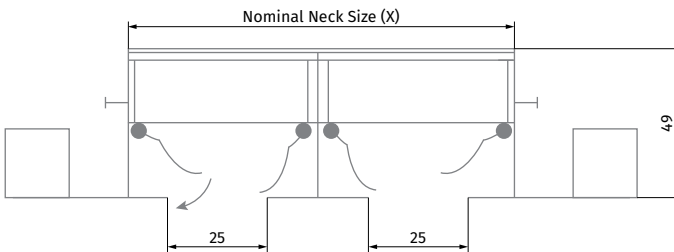
Linear Slot Diffusers



Overall Dimensions

No. of Slot	Nominal Neck Metric (X)	Face Size (A)
1 Slot	45 mm	89 mm
2 Slots	86 mm	130 mm
3 Slots	126 mm	170 mm
4 Slots	167 mm	211 mm
5 Slots	207 mm	251 mm
6 Slots	248 mm	292 mm

Length dimension can be modified based on different specification.
Grilles are powder coated white as standard



Quick Selection Table

Flow rate		Dim.	600-1	900-1	1200-1	1500-1	900-2	1200-2	900-3	1500-2	1200-3	1500-3	1200-4	1500-4		
(m³/h)	(l/s)	A _k	0.00672	0.01007	0.01343	0.01679	0.02015	0.02687	0.03022	0.03358	0.04030	0.05037	0.05373	0.06716		
60	16.7	V _k	2.5	1.7	1.2	1.0										
		X	1.3	1.1	0.9	0.8										
		P _t	1.3	6	3	2										
		NR	27	<20	<20	<20										
80	22.2	V _k	3.3	2.2	21.7	1.3	1.1									
		X	1.7	1.4	1.2	1.1	1.0									
		P _t	23	10	6	4	3									
		NR	34	26	20	<20	<20									
100	27.8	V _k	4.1	2.8	2.1	1.7	1.4	1.0								
		X	2.2	1.8	1.5	1.4	1.3	1.1								
		P _t	37	16	9	6	4	2								
		NR	39	31	26	22	<20	<20								
140	38.9	V _k	5.8	3.9	2.9	2.3	1.9	1.4	1.3	1.2	1.0					
		X	3.0	2.5	2.1	1.9	1.8	1.5	1.4	1.4	1.2					
		P _t	72	32	18	11	8	4	3	2						
		NR	47	39	34	30	27	20	<20	<20	<20					
180	50.0	V _k		5.0	3.7	3.0	2.5	1.9	1.7	1.5	1.2	1.0				
		X		3.2	2.8	2.5	2.3	2.0	1.8	1.7	1.6	1.4				
		P _t		53	30	19	13	7	6	5	3	2				
		NR		45	40	36	33	27	24	22	<20	<20				
200	55.6	V _k		5.5	4.1	3.3	2.8	2.1	1.8	1.7	1.4	1.1	1.0			
		X		3.5	3.1	2.7	2.5	2.2	2.0	1.9	1.8	1.6	1.5			
		P _t		65	37	23	16	9	7	6	4	3	2			
		NR		48	43	39	35	29	26	24	20	<20	<20			
250	69.4	V _k			5.2	4.1	3.4	2.6	2.3	2.1	1.7	1.4	1.3	1.0		
		X			3.8	3.4	3.1	2.7	2.6	2.4	2.2	2.0	1.9	1.7		
		P _t			57	37	25	14	11	9	6	4	4	2		
		NR			48	44	41	34	32	29	25	21	<20	<20		
300	83.3	V _k			6.2	5.0	4.1	3.1	2.8	2.5	2.1	1.7	1.6	1.2		
		X			4.6	4.1	3.8	3.3	3.1	2.9	2.7	2.4	2.3	2.1		
		P _t			82	53	37	21	16	13	9	6	5	3		
		NR			52	48	45	39	36	34	30	26	23	<20		
400	111.1	V _k				6.6	5.5	4.1	3.7	3.3	2.8	2.2	2.1	1.7		
		X				5.5	5.0	4.3	4.1	3.9	3.5	3.2	3.1	2.7		
		P _t				94	65	37	29	23	16	10	9	6		
		NR				55	52	46	43	41	37	33	30	25		
500	138.9	V _k					5.2	4.6	4.1	3.4	2.8	2.6	2.1			
		X					5.4	5.1	4.8	4.4	4.0	3.8	3.4			
		P _t					57	45	37	25	16	14	9			
		NR					51	49	46	42	38	36	31			
600	166.7	V _k						5.5	5.0	4.1	3.3	3.1	2.5			
		X						6.1	5.8	5.3	4.7	4.6	4.1			
		P _t						65	53	37	23	21	13			
		NR						53	51	47	43	40	35			
700	194.4	V _k							5.8	4.8	3.9	3.6	2.9			
		X							6.8	6.2	5.5	5.4	4.8			
		P _t							72	50	32	28	18			
		NR							54	50	46	44	39			
800	222.2	V _k								5.5	4.4	4.1	3.3			
		X								7.1	6.3	6.1	5.5			
		P _t								65	42	37	23			
		NR								54	50	47	42			
900	250.0	V _k									5.0	4.7	3.7			
		X									7.1	6.9	6.2			
		P _t									53	46	30			
		NR									52	50	45			
1000	277.8	V _k											5.2	4.1		
		X											7.7	6.9		
		P _t											57	37		
		NR											53	48		
1200	333.3	V _k												5.0		
		X												8.2		
		P _t												53		
		NR												52		

SYMBOLS:

- A_k – Effective area
- V_k – Effective velocity in m/s
- X – Throw in metres correspond to a terminal velocity in occupied zone of 0.25 m/s
- Pressure (P_t) – All pressures are in Pa (N/m²)
- NR – Noise level index in dB based on a room absorption and one diffuser

Flow rate		Dim.	600-1	900-1	1200-1	1500-1	900-2	1200-2	900-3	1500-2	1200-3	1500-3	1200-4	1500-4		
(m ³ /h)	(l/s)	A _k	0.00672	0.01007	0.01343	0.01679	0.02015	0.02687	0.03022	0.03358	0.04030	0.05037	0.05373	0.06716		
60	16.7	V _k	2.4	1.6	1.2	1.0										
		X	1.1	0.9	0.7	0.7										
		P _t	13	6	3	2										
		NR	26	<20	<20	<20										
80	22.2	V _k	3.2	2.1	1.6	1.3	1.1									
		X	1.4	1.1	1.0	0.9	0.8									
		P _t	22	10	6	4	2									
		NR	33	24	<20	<20	<20									
100	27.8	V _k	4.0	2.6	2.0	1.6	1.3	1.0								
		X	1.8	1.4	1.2	1.1	1.0	0.9								
		P _t	35	16	9	6	4	2								
		NR	38	29	23	<20	<20	<20								
140	38.9	V _k	5.5	3.7	2.8	2.2	1.8	1.4	1.2	1.1						
		X	2.5	2.0	1.7	1.6	1.4	1.2	1.2	1.1						
		P _t	69	30	17	11	8	4	3	3						
		NR	46	37	31	26	22	<20	<20	<20						
180	50.0	V _k		4.8	3.6	2.9	2.4	1.8	1.6	1.4	1.2	1.0				
		X		2.6	2.2	2.0	1.8	1.6	1.5	1.4	1.3	1.2				
		P _t		50	28	18	13	7	6	5	3	2				
		NR		43	37	32	28	21	<20	<20	<20	<20				
200	55.6	V _k		5.3	4.0	3.2	2.6	2.0	1.8	1.4	1.3	1.1	1.0			
		X		2.9	2.5	2.2	2.0	1.8	1.7	1.4	1.4	1.3	1.2			
		P _t		62	35	22	16	9	7	5	4	2	2			
		NR		46	40	34	30	24	21	<20	<20	<20	<20			
250	69.4	V _k			5.0	4.0	3.3	2.5	2.2	2.0	1.7	1.3	1.2			
		X			3.1	2.8	2.5	2.2	2.1	2.0	1.8	1.6	1.5			
		P _t			55	35	24	14	11	9	6	4	3			
		NR			45	40	36	29	27	24	20	<20	<20			
300	83.3	V _k			5.9	4.8	4.0	3.0	2.6	2.4	2.0	1.6	1.5	1.2		
		X			3.7	3.3	3.0	2.6	2.5	2.3	2.1	1.9	1.9	1.7		
		P _t			79	50	35	20	16	13	9	6	5	3		
		NR			49	44	40	34	31	29	25	20	<20	<20		
400	111.1	V _k				6.3	5.3	4.0	3.5	3.2	2.6	2.1	2.0	1.6		
		X				4.4	4.0	3.5	3.3	3.1	2.9	2.6	2.5	2.2		
		P _t				90	62	35	28	22	16	10	9	6		
		NR				51	47	41	38	36	32	27	25	20		
500	138.9	V _k					5.0	4.4	4.0	3.3	2.6	2.5	2.0			
		X					4.4	4.1	3.9	3.6	3.2	3.1	2.8			
		P _t					55	43	35	24	16	14	9			
		NR					46	44	41	37	32	31	26			
600	166.7	V _k						5.3	4.8	4.0	3.2	3.0	2.4			
		X						5.0	4.7	4.3	3.8	3.7	3.3			
		P _t						62	50	35	22	20	13			
		NR						48	46	42	37	35	30			
700	194.4	V _k							5.5	4.6	3.7	3.5	2.8			
		X							5.5	5.0	4.5	4.3	3.9			
		P _t							69	48	30	27	17			
		NR							50	45	40	39	34			
800	222.2	V _k								5.3	4.2	4.0	3.2			
		X								5.7	5.1	5.0	4.4			
		P _t								62	40	35	22			
		NR								49	44	44	37			
900	250.0	V _k									4.8	4.5	3.6			
		X									5.8	5.0	5.0			
		P _t									50	6.2	28			
		NR									47	55	40			
1000	277.8	V _k										4.8	4.0			
		X											5.5			
		P _t												35		
		NR												43		
1200	333.3	V _k											4.8			
		X												6.6		
		P _t													50	
		NR													47	

SYMBOLS:

 A_k – Effective area

 V_k – Effective velocity in m/s

X – Throw in metres correspond to a terminal velocity in occupied zone of 0.25 m/s

 Pressure (P_t) – All pressures are in Pa (N/m²)

NR – Noise level index in dB based on a room absorption and one diffuser