



Door Grilles

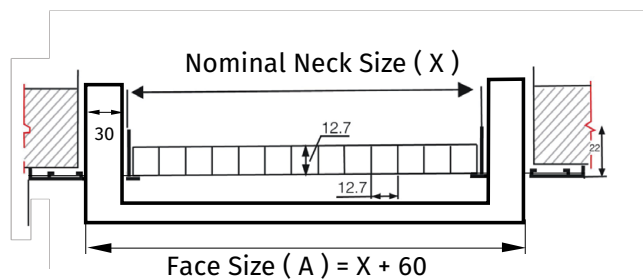
Features

- This type of grille is always delivered with a mounting frame, provided with holes for screwing.
- The arrangement of the blades in inverted "V", impedes vision through it when applied in doors, partition wall etc.



Design

- Made of high quality extruded aluminium profile
- Used for air transfer on doors or walls
- Size manufactured on request
- Suitable for a range of wall/door thicknesses



Nominal Neck Metric (X)	Face Size (A)
150 mm	210 mm
200 mm	260 mm
250 mm	310 mm
300 mm	360 mm
400 mm	460 mm
450 mm	510 mm
600 mm	660 mm

Grilles are powder coated white as standard
 The first number is for horizontal dimension and the second number is for vertical dimension

Quick Selection Table

Flow rate		Dim	300×100 200×150	400×100 200×200	500×150 350×200	400×200 300×250	500×200 400×250	600×200 500×250 400×300	600×250 500×300	600×350 500×400	700×400 600×500
(m³/h)	(l/s)	A _k	0.0156	0.0208	0.0390	0.0448	0.0560	0.0684	0.0855	0.1218	0.1652
50	13.9	V _k	0.9	0.7	0.4						
		P _t	3.6	2.0	0.6						
60	13.9	V _k	1.1	0.8	0.4						
		P _t	5.1	2.9	0.8						
70	16.7	V _k	1.2	0.9	0.5	0.4					
		P _t	7.0	3.9	1.1	0.8					
80	19.4	V _k	1.4	1.1	0.6	0.5	0.4				
		P _t	9.1	5.1	1.5	1.1	0.7				
90	22.2	V _k	1.6	1.2	0.6	0.6	0.4				
		P _t	11.6	6.5	1.8	1.4	0.9				
100	25.0	V _k	1.8	1.3	0.7	0.6	0.5	0.4			
		P _t	14.3	8.0	2.3	1.7	1.1	0.7			
120	27.8	V _k	2.1	1.6	0.9	0.7	0.6	0.5	0.4		
		P _t	20.5	11.6	3.3	2.5	1.6	1.1	0.7		
140	33.3	V _k	2.5	1.9	1.0	0.9	0.7	0.6	0.5		
		P _t	28.0	15.7	4.5	3.4	2.2	1.5	0.9		
160	38.9	V _k		2.1	1.1	1.0	0.8	0.6	0.5		
		P _t		20.5	5.8	4.4	2.8	1.9	1.2		
180	44.4	V _k		2.4	1.3	1.1	0.9	0.7	0.6	0.4	
		P _t		26.0	7.4	5.6	3.6	2.4	1.5	0.8	
200	50.0	V _k			1.4	1.2	1.0	0.8	0.6	0.5	
		P _t			9.1	6.9	4.4	3.0	1.9	0.9	
250	55.6	V _k			1.8	1.6	1.2	1.0	0.8	0.6	0.4
		P _t			14.3	10.8	6.9	4.6	3.0	1.5	0.8
300	69.4	V _k			2.1	1.9	1.5	1.2	1.0	0.7	0.5
		P _t			20.5	15.6	10.0	6.7	4.3	2.1	1.1
350	83.3	V _k			2.5	2.2	1.7	1.4	1.1	0.8	0.6
		P _t			28.0	21.2	13.6	9.1	5.8	2.9	1.6
400	97.2	V _k				2.5	2.0	1.6	1.3	0.9	0.7
		P _t				27.7	17.7	11.9	7.6	3.7	2.0
500	111.1	V _k					2.5	2.0	1.6	1.1	0.8
		P _t					27.7	18.6	11.9	5.9	3.2
600	138.9	V _k						2.4	1.9	1.4	1.0
		P _t						26.7	17.1	9.4	4.6
700	166.7	V _k							2.3	1.6	1.2
		P _t							23.3	11.5	6.2
800	194.4	V _k							2.6	1.8	1.3
		P _t							30.4	15.0	8.1
900	222.2	V _k								2.1	1.5
		P _t								19.0	10.3
1000	250.0	V _k								2.3	1.7
		P _t								23.4	12.7
1200	277.8	V _k									2.0
		P _t									18.3
1400	333.3	V _k									2.4
		P _t									24.9
1600	444.4	V _k									2.7
		P _t									32.6

SYMBOLS:

V_k – Effective velocity in m/s

Pressure (P) – All pressures are in Pa (N/m²)

Q – Flow rate (l/s)

NR – Noise level index in dB based on a room absorption and one diffuser